

Microsoft

Panduan Penggunaan

Portal Azure

Muat Turun Perisian

1 LANGKAH 1

Pengguna perlu klik pautan atau url di bawah

<https://aka.ms/devtoolsforteaching>

2 LANGKAH 2

Pengguna perlu *Sign In*

Microsoft Azure

Contact Sales: 1-800-867-1389

Search

My account Portal

Overview Solutions Products Documentation Pricing Training Marketplace Partners Support Blog More

Free account

This site uses cookies for analytics, personalized content and ads. By continuing to browse this site, you agree to this use.

Learn more

Azure Dev Tools for Teaching Enroll or Renew Manage FAQ

All Microsoft Cart Sign in

Students—you're almost there! The developer tools and learning resources that were previously part of your Imagine account are now available with Azure Dev Tools for Teaching. Sign in using the button below—you'll be taken to a page requesting you to sign in using a Microsoft Account. Learn about Microsoft Accounts [here](#).

Note: Please use the email you provided for your previous Imagine subscription access when creating a new Microsoft Account.

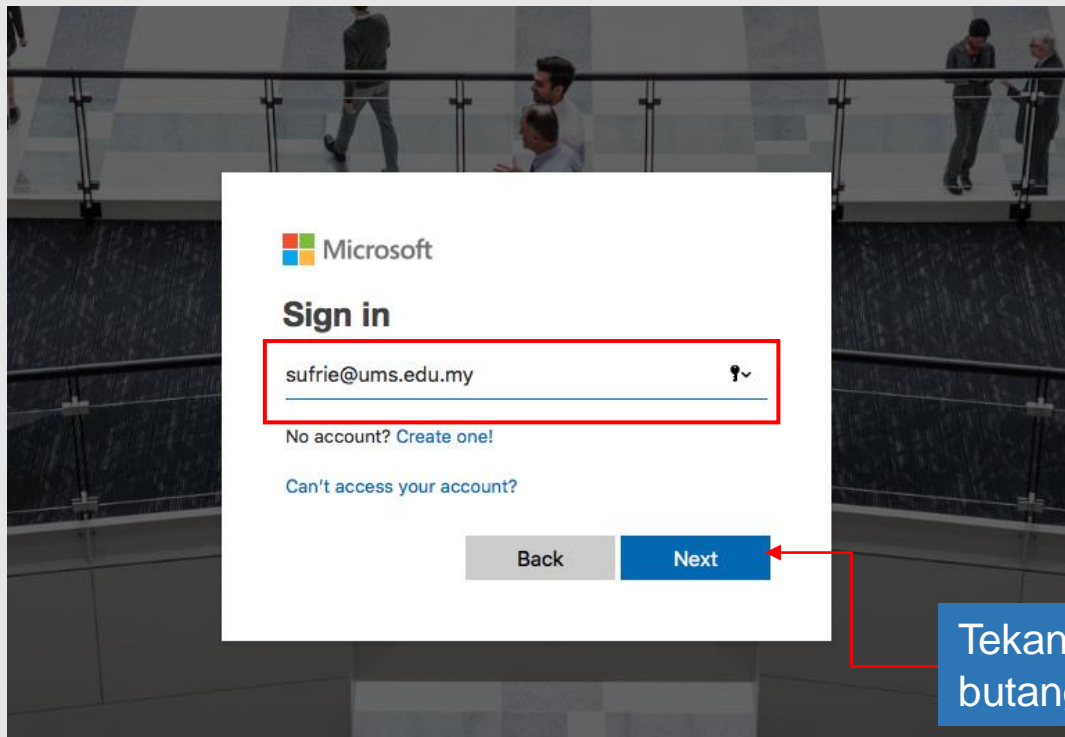
If you are having issues getting access, please reference our [FAQ](#).

Pengguna perlu menggunakan email rasmi
User name: tmk@ums.edu.my
Password : Sama dengan password email rasmi

Sign In

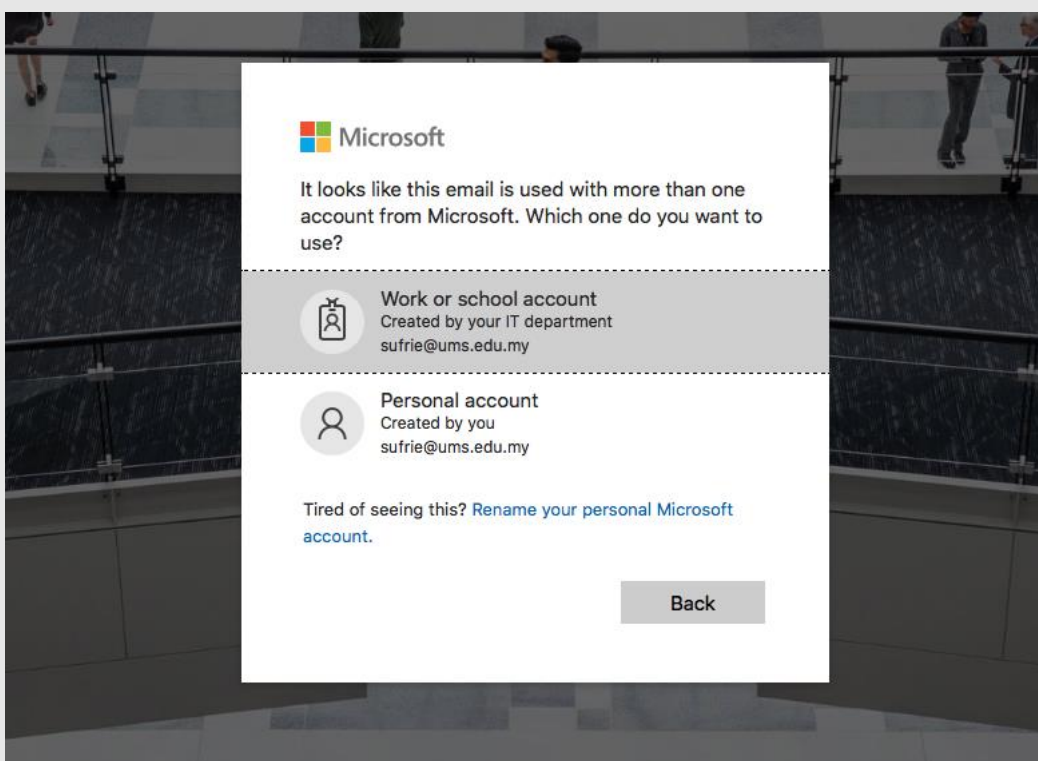
3 LANGKAH 3

Pengguna perlu memasukkan email rasmi UMS



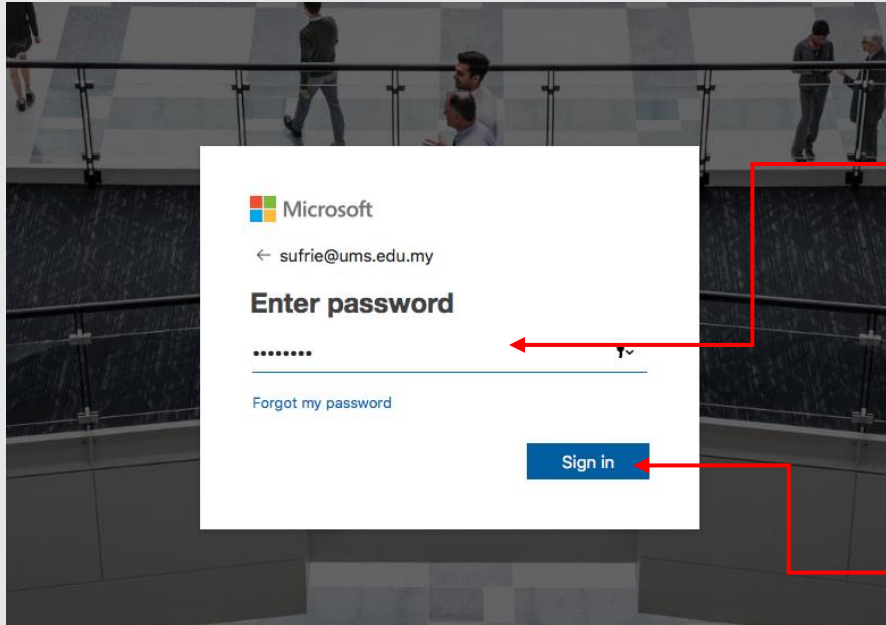
4 LANGKAH 4

Pengguna perlu membuat memilih dan klik pada kategori capaian



5 LANGKAH 5

Pengguna perlu memasukan katalaluan

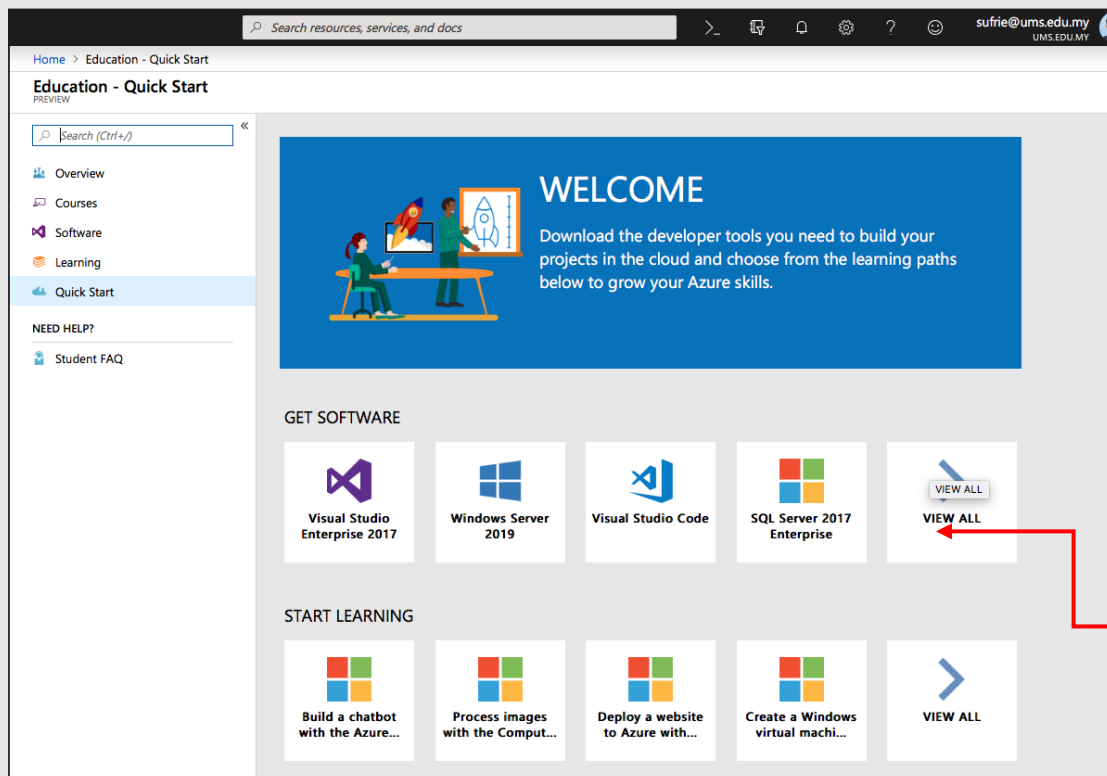


Masukan kata laluan
(sama dengan katalaluan
email rasmi)

Tekan butang
sign in

LANGKAH 6

Pengguna boleh memilih dan memuat naik perisian



Tekan *View All*
Untuk melihat
Senarai perisian

LANGKAH 7

The screenshot shows the 'Education - Software' page on the UMS portal. The left sidebar contains navigation options: Overview, Courses, Software (selected), Learning, Quick Start, and NEED HELP? (Student FAQ). The main content area displays a list of software items, including Visual Studio updates and Windows 10 editions. The right pane shows details for 'Windows 10 Education, Version 1809 (Updated Sept 2018)', including a detailed activation guide, 'Product Language' (English), and 'System' (64 bit). Two callout boxes with red arrows point to the 'View Key' and 'Download' buttons.

Software Name	Category	Architecture
Visual Studio 2015 Update 3	Developer Tools	64 bit
Visual Studio Community 20...	Developer Tools	64 bit
Visual Studio Enterprise 201...	Developer Tools	64 bit
Windows 10 Assessment and...	Operating System	64 bit
Windows 10 Education N, Ve...	Operating System	64 bit
Windows 10 Education, Vers...	Operating System	64 bit
Windows 10 Features on De...	Operating System	64 bit
Windows 10 Hardware Lab Kit	Operating System	64 bit
Windows 10 IoT Core	Internet Of Things	64 bit
Windows 10 Language Pack	Operating System	64 bit
Windows 10 Mobile	Operating System	64 bit

Tekan tombol
melihat key produk

Tekan *download*
Memuat naik perisian

Bantuan dan Pertanyaan

TALIAN HELPDESK JTMK

Talian Telefon/ext : 613100 atau 3888

WhatsApp : 0109320234

Sistem online TAMS : <http://aset.ums.edu.my/myserv>

E-mail : Helpdesk@jtmk.ums.edu.my